



Hotsuma International School

Guidance for applicant

Idea

Hotsuma International School not only teaches Japanese, but also encourages students to grow up as human resources who contribute to society while learning Japanese. Based on Japanese greetings, discipline, and manners, our motto is that we provide the practice of friendly educational activities that value live contact.

Educational goals

Our goal is that students acquire a certain level of Japanese proficiency, and become a person who can contribute to the development of society in the future with the aim of acquiring basic behaviors such as etiquette and forming cooperation in Japanese society.

Qualifications

- Those who have completed or are expected to graduate from school education for 12 years or over
Or those who have completed or are expected to complete an equivalent course
- Those who are recognized by our school as having Japanese language ability and willingness to study suitable for the purpose of studying abroad in Japan, and having an ability to pay expenses during a study abroad period.

Courses

Courses	Term to enter	School Term
2 years College Preparatory Course	April	2years
1 year and 9 months College Preparatory Course	July	1year 9month
1 year and 6 months College Preparatory Course	October	1year 6month
1 year Employment Preparatory (Specified Skilled Worker) course	April	1year

*1 year Employment Preparatory (Specified Skilled Worker) course and 1 year and 9 months College Preparatory Course is only in Tokyo School

Schedule

Monday-Friday (5 days a week) 20 hours a week

*We have long holidays around 1 to 4 weeks in spring, summer, autumn and winter for special vacation.

Lesson time

Morning class	AM 8:45 ~ 12:00 (45 minutes × 4)
Afternoon class	PM 1:15 ~ 4:30 (45 minutes × 4)

*Morning class and Afternoon class will be decided by the school, so you cannot choose it by yourself.

Study level

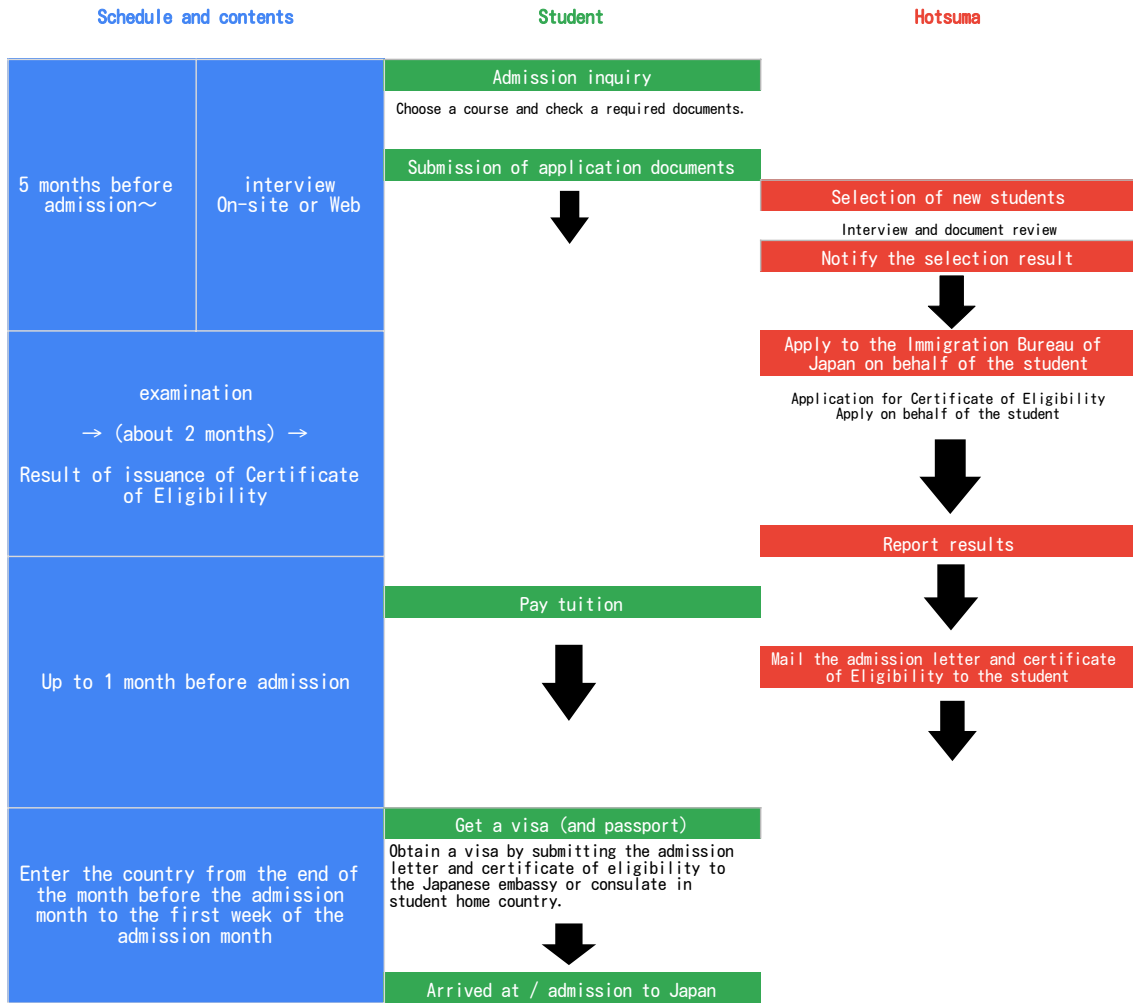
- 2 years College Preparatory Course ... Basic ~ Advanced
- 1 year and 9 months College Preparatory Course ... Basic ~ Advanced
- 1 year and 6 months College Preparatory Course ... Basic ~ Upper intermediate

Basic	Beginner-intermediate	Intermediate	Advanced
At this level, you will be able to master the core basic sentence patterns and use Japanese to act as an international student.	At this level, in addition to the ability of the beginner level, we aim to increase the amount of vocabulary and to be able to express more diversely than the beginner level.	At this level, we aim to significantly increase vocabulary as an advanced step and to build a learning strategy for taking content-oriented lessons.	At this level, students acquire linguistic knowledge through content-oriented lessons and develop highly authentic activities rather than classrooms for preparatory learning.
CEFR			
A1 ⇒ A2	A2 ⇒ B1	B1 ⇒ B2	B2

- 1 year Employment Preparatory (Specified Skilled Worker) course ... Basic ~ Intermediate

Basic	Beginner-intermediate	Intermediate
At this level, you will acquire the abilities necessary to lead a daily life.	At this level, in addition to the beginner level, the goal is to increase the vocabulary and expressions and acquire the abilities necessary to live a life in the community.	At this level, we aim to further increase vocabulary and expressions from the beginner-intermediate level and acquire the abilities necessary to lead a life in general society.
CEFR		
A1	⇒ A2	⇒ B1

Procedures for applicant



Fees

Registration fee : ¥20,000

*The selection fee will not be refunded regardless of the results of the examination by the Immigration Bureau of Japan.

Course		2 years	1 year and 9 months	1 year and 6 months	1 year
1st year	Entrance fee	¥80,000	¥80,000	¥80,000	¥80,000
	Tuition fee	¥720,000	¥720,000	¥720,000	¥720,000
	Text and Activity fee	¥40,000	¥40,000	¥40,000	¥40,000
	Total fee	¥840,000	¥840,000	¥840,000	¥840,000
2nd year	Tuition fee	¥720,000	¥540,000	¥360,000	-
	Text and Activity fee	¥40,000	¥30,000	¥20,000	-
	Total fee	¥760,000	¥570,000	¥380,000	-
Total		¥1,600,000	¥1,410,000	¥1,220,000	¥840,000

*For details on refunds and cancellations, please see the disclosure information on our website.

Accommodation

Please ask at school office.

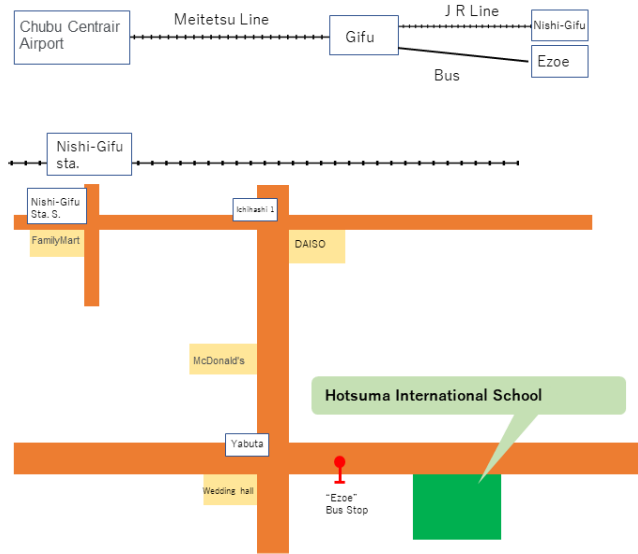
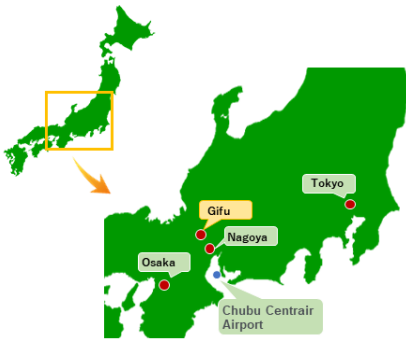
Access

《Gifu School》

ZIP:500-8367
4-20-12, Usa-minami, Gofu-shi, Gifu

Tel: 058-276-3376
Fax: 058-276-3387

Gifu School Access



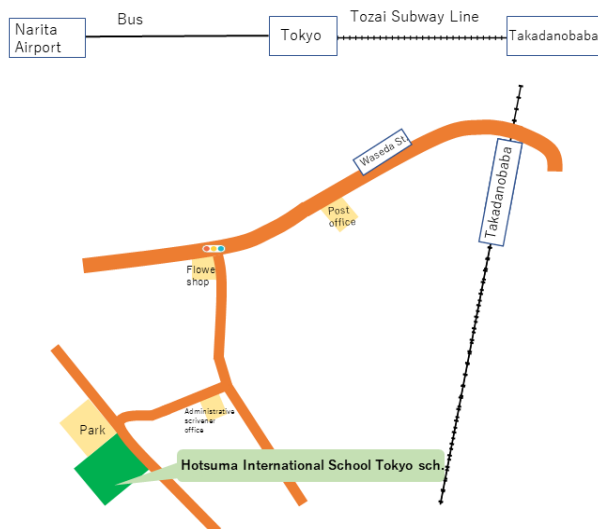
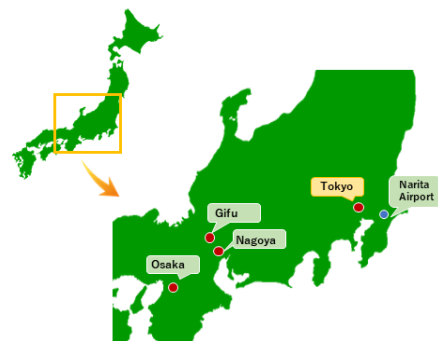
- ◆ Take the Meitetsu Line from Chubu International Airport and get off at "Gifu" Station
- ◆ At "Gifu" station
Gifu Bus Terminal Bus Stop No. 4
Take the "Prefectural Office" or "Kenmin Fureai Kaikan Line" and get off at the bus stop "Ezoe", then walk for 5 minutes.
- ◆ Transfer to the JR line at "Gifu" station, get off at "Nishi-Gifu" station and walk for 20 minutes

《Tokyo School》

ZIP:169-0075
4-30-19, Takadanobaba, Shinjuku-ku, Tokyo

Tel: 03-6279-2034
Fax: 03-6279-2035

Tokyo School Access



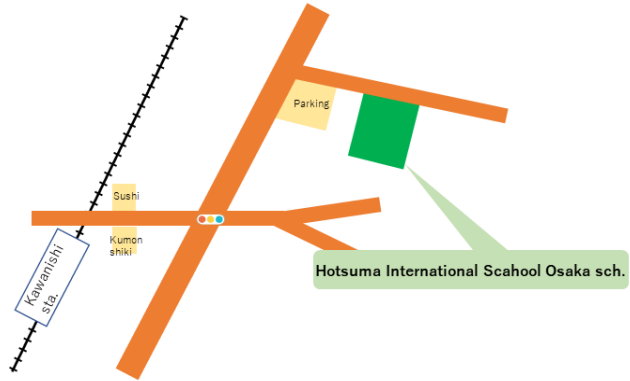
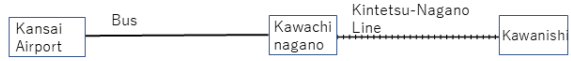
- ◆ Take the highway bus (TYO-NRT) from Narita Airport and get off at "Tokyo" station.
Change to the Tozai Subway Line and get off at "Takadanobaba" Station
- ◆ 8 minutes walk from "Takadanobaba" station of
JR Yamanote Line / Seibu Shinjuku Line / Tozai Subway Line

《Osaka School》

ZIP:584-0036
2-18-4, Koda, Tondabayashi-shi, Osaka

Tel: 0721-69-7666
Fax: 0721-69-7668

Osaka School Access



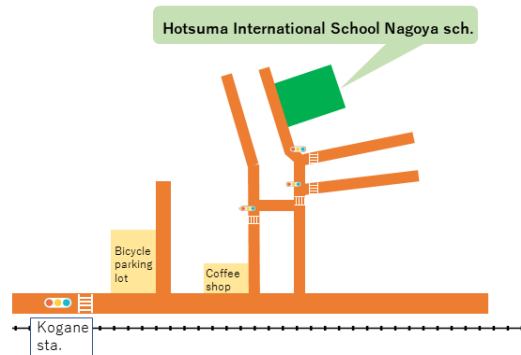
- ◆ Take the bus bound for "Kawachinagano Ekimae" from Kansai Airport and get off at "Kawachinagano". Take the Kintetsu Nagano Line and get off at "Kawanishi" station
- ◆ 5 minutes walk from "Kawanishi" station on the Kintetsu Nagano line

《Nagoya School》

ZIP:453-0804
7-31-1, Koganedori, Nakamura-ku, Nagoya-shi, Aichi

Tel: 052-526-2216
Fax: 052-526-2217

Nagoya School Access



- ◆ Take the Meitetsu Line (or bus) from Chubu International Airport and get off at "Nagoya" Station
- ◆ Transfer to the Kintetsu Nagoya Line, get off at "Kogane" station, and walk for 3 minutes.

About application forms

- * After acceptance by immigration, every form is non-returnable.
- * If the document is written in a language other than Japanese, be sure to attach a Japanese translation.
(At that time, please submit both the translation and the original. Submission of the translation alone is not allowed.)

1. Documents for applicant

①Necessary documents

1	Application form for admission	Must use form designated by school (Seal photos)
2	Photos of applicant	6 photos (4cm Length×3cm Wide)
3	Personal record (No.1 and No.2)	Attach Japanese translation of "Purpose of study"
4	Copy of applicant's family register or Birth certificate	Birth certificate, Residential certificate, etc [Only when applying from a country with the relevant system]
5	Copy of identification	Copy of ID card, etc
6	Certificate of last school (Original)	We will return an original certificate after check in immigration.

②Documents depend on situation

1	Proof of Japanese language study	It was created and published by a local institution, and contains information such as content, level, teaching materials used, weekly study time, and total study time. The number of study hours requires proof of "150 hours or over" as of the certificate issuance date.
2	Japanese ability certificate	Certificate of Japanese language ability test.
3	Certificate of schools except last school	When you are studying or have studied at any school which except last school.
4	Occupational certificate	When you have job, you should prepare occupational certificate and explanation of your job.
5	Copy of passport	When an applicant has passport.
6	A copy of the residence card of a relative living in Japan	If an applicant has relatives in Japan, a copy of his/her residence card is necessary.

2. Documents for financial guarantor

<Financial support from your family in abroad>

1	Keihi Shiben Sho (Letter of guarantor)	Must use form designated by school and write about reason why the guarantor supports applicant's finance. When the guarantor is other than the parents → Describe in detail the reason why the parents will not be able to pay and how the guarantor accepted the payment.
2	Relationship certificate between an applicant and applicant's guarantor	When the guarantor is a relative → Birth certificate, family certificate, etc. When the guarantor is not a relative → Official documents that can prove the relationship
3	Bank balance certificate(Original)	It has a certain amount of deposit and regular overseas remittance is possible.
4	Documents to prove the process of formation of bank deposit balance	A copy of the passbook or Account deposit / withdrawal statement
5	Letter of pledge	Must use form designated by school
6	Occupational certificate	When the guarantor is an officeworker(Salary man) → employment certificate When the guarantor is a manager of company → Company register When the guarantor is an owner of own company → Copy of business license *It has name of occupation, position, the length of working, and etc.
7	Income certificate (Tax certificate)	Monthly income and yearly income is written and it is enough to explain for capital of financial support. (For the past 3 years)
8	Documents to prove the family structure of the guarantor	Family register, etc. for the entire family of the guarantor

<Financial support from residential people in Japan>

1	Keihi Shiben Sho (Letter of guarantor)	Must use form designated by school and write about reason why the guarantor supports applicant's finance. When the guarantor is other than the parents → Describe in detail the reason why the parents will not be able to pay and how the guarantor accepted the payment.
2	Relationship certificate between an applicant and applicant's guarantor	When the guarantor is a relative → Birth certificate, family certificate, etc. When the guarantor is not a relative → Official documents that can prove the relationship
3	Bank balance certificate(Original)	It has a certain amount of deposit
4	Documents to prove the process of formation of bank deposit balance	A copy of the passbook or Account deposit / withdrawal statement
5	Letter of pledge	Must use form designated by school
6	Occupational certificate	When the guarantor is an officeworker(Salary man) → employment certificate When the guarantor is a manager of company → Company register When the guarantor is an owner of own company → Copy of business license *It has name of occupation, position, the length of working, and etc.
7	Income certificate (Tax certificate)	Monthly income and yearly income is written and it is enough to explain for capital of financial support. (For the past 3 years)
8	Certificate of residence (for all household members)	
9	Copy of residence card	